

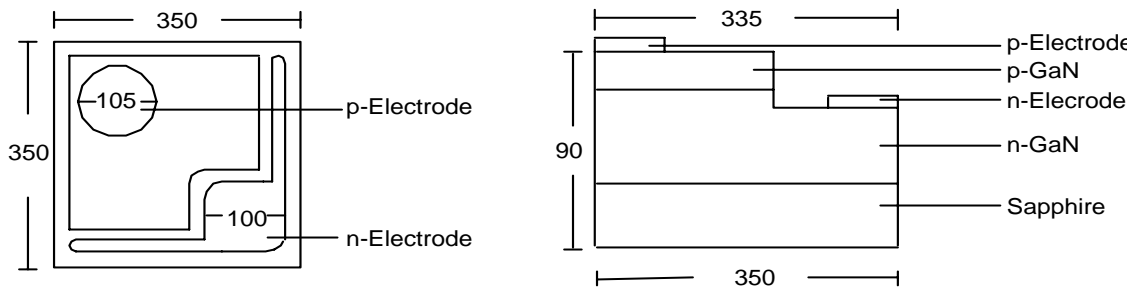
### ■ Features :

- MOVPE epi wafer
- Suitable for new creative products
- Excellent bondability

### ■ Typical Applications :

- Blue/White Lamp
- Back Light
- Mobile Phone
- Display
- SMD chip LED
- Light Bar

### ■ Outline Dimensions : (Unit: um)



### ■ Physical Structure :

Chip dimension	Chip size	350um x 350um
	Thickness	90um
Electrode	Top: P (anode)	Gold
	Backside: N (cathode)	Gold

### ■ Electro-Optical Characteristics : (Ta = 25 )

Parameter	Symbol	Condition	Grades	Min	Max	Unit
Forward Voltage	Vf	$I_{FDC} = 20 \text{ mA}$	A	-	3.5	Volts
Reverse Voltage	Vbr	$I_R = 10 \mu \text{ A}$		8	-	Volts
Dominant Wavelength	Wld	$I_{FDC} = 20 \text{ mA}$	S60	460	465	nm
			S65	465	470	
			S70	470	475	
			S75	475	480	
Intensity	Iv	$I_{FDC} = 20 \text{ mA}$	1	10	20	mcd
			2	20	30	
			3	30	40	
			4	40	50	
			5	50	60	
			6	60	70	
			7	70	80	

For 20 mA sorting specification



OPTO TECH CORPORATION

Tel: 886-3-5777481

Fax: 886-3-5795718

<http://www.opto.com.tw>

■ **Typical Electro-Optical Characteristics Curve:**

Fig 1. Forward Current vs. Forward Voltage

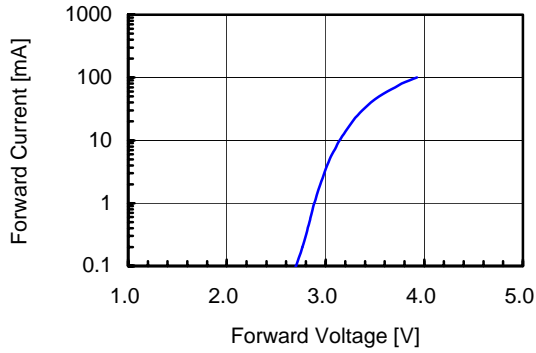


Fig 2. Relative Intensity vs. Forward Current

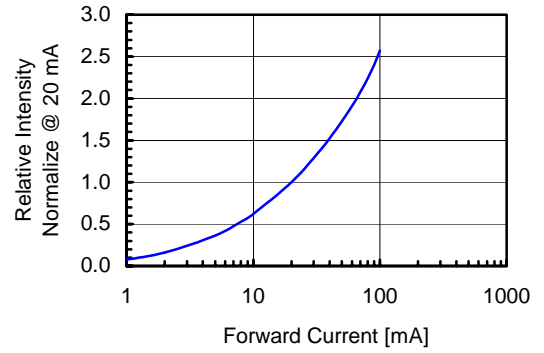


Fig 3. Forward Voltage vs. Temperature

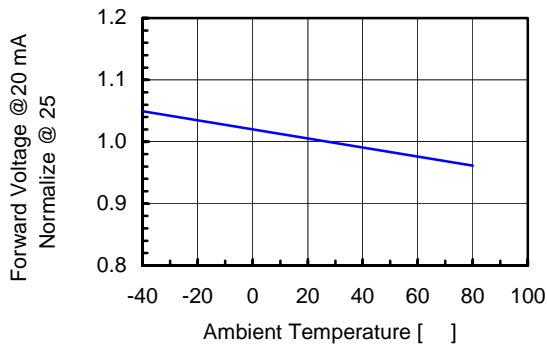


Fig 4. Relative Intensity vs. Temperature

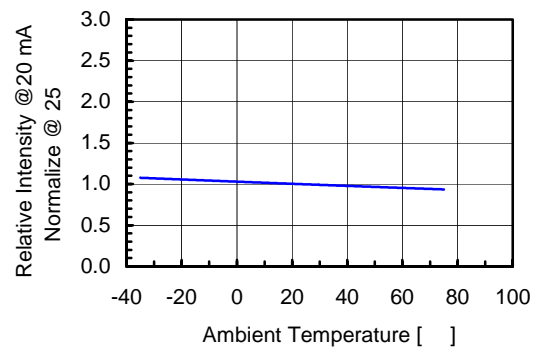
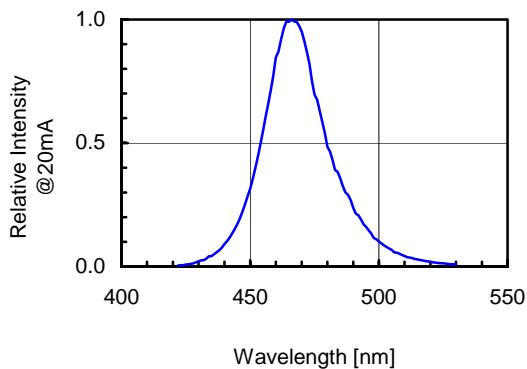



Fig 5. Relative Intensity vs. Wavelength





**OPTO TECH**  
Since 1983

**OPTO TECH**  
*Connecting Sense and Light*

**OPTO TECH CORPORATION**  
Tel: 886-3-5777481  
Fax: 886-3-5795718  
<http://www.opto.com.tw>