



## THE NUMERICAL DISPLAY HAS THREE SEGMENT GEOMETRIES

- a. 2 segments top & bottom
- b. 4 segments sides
- c. 1 segment middle


a



b



c



A test board was constructed with 28 different groups of the a,b & c segments. Each group was coated separately with a combination of silver particles, phosphor, and titanium oxide suspended in Dymax UV cure material. Several combinations of material provided an adequate segment definition and further test will be performed to optimize the definition of the segment and the absorption and diffusion of illumination.

A separate ablated lens component is now employed to create the lens mechanism which defines each segment.

